



# Serie Series 1700

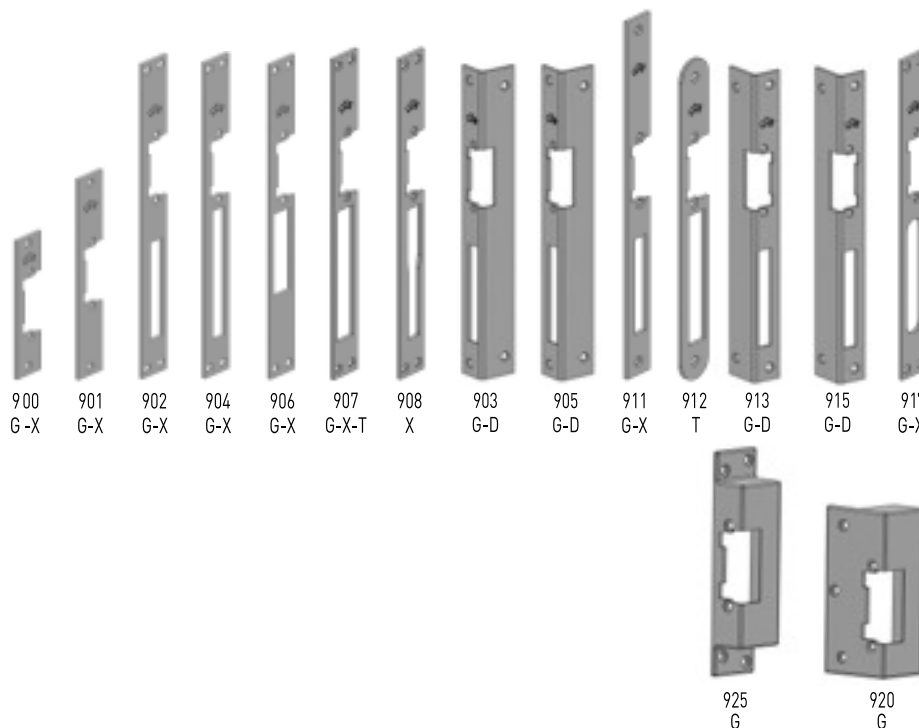
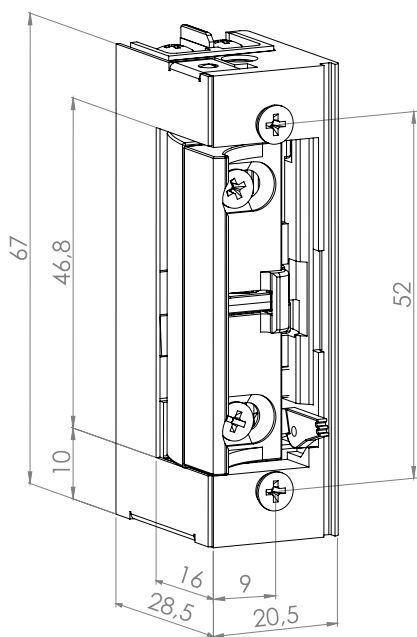


VERSÁTIL / VERSATILE  
SIMÉTRICO / SYMMETRIC  
AMPLIA GAMA / WIDE RANGE  
REVERSIBLE / REVERSIBLE

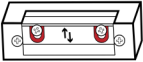
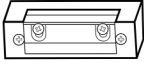
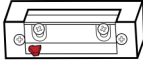
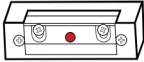
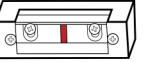
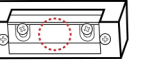


## Características técnicas / Technical specifications

<b>Medidas / Dimensions</b>	67 X 20,5 X 28,5 mm
<b>Voltaje / Voltage</b>	Según tabla de bobinas / According to the coils table
<b>Pestillo ajustable / Adjustable latch</b>	5 mm
<b>Profundidad de pestillo / Latch bolt depth</b>	7 mm
<b>Resistencia a la rotura / Break-in resistance</b>	4.000 N
<b>Precarga / Preload</b>	90 N 12 V AC / 10 N 12 V DC
<b>Ciclos / Cycles</b>	250.000
<b>Reversible / Reversible</b>	Simétrico / Symmetric
<b>Posición de instalación / Installation position</b>	Vertical. Horizontal
<b>Temperatura de trabajo / Operating temperature</b>	-10°C + 60°C
<b>Protección eléctrica / Electrical protection</b>	Opcional (transil) / Optional (transil)

## Frontales compatibles / Compatible front plates



## Funciones disponibles / Available features

								
Referencia	Pestillo ajustable	Estándar	Palanca desbloqueo	Memoria / Memory			Normal	Inverso
Reference	Adjustable latch	Standard	Releasing lever	Pin	Palanca Lever	Interna Internal	Fail secure	Fail safe
1710	✓	✓					✓	
1720	✓	✓	✓				✓	
1730	✓			✓			✓	
1733	✓					✓	✓	
1736	✓				✓		✓	
1740	✓		✓	✓			✓	
1743	✓		✓			✓	✓	
1746	✓		✓		✓		✓	
1711	✓							✓

## Bobinas disponibles / Available coils

Bobinas / Coils	Normal / Fail secure				Inverso / Fail safe	
	A	B	C	D	E	F
<b>Conexión eléctrica / Electrical power</b>	6-12 V AC / DC	12-24 V AC / DC	12-24 V AC / DC	24-48 V AC / DC	12 V DC	24 V DC
<b>Trabajo continuo / Continuous duty</b>			<b>100% 12 V DC</b>	<b>100% 24 V DC</b>	<b>100% DC</b>	<b>100% DC</b>
	<1'	<1'	<1' 12 V AC <1' 24V AC / DC	<1' 24 V AC <1' 48 V AC / DC	12 VDC	24 VDC
<b>Tensión nominal / Nominal voltage V</b>	12 V AC	12 V AC	12 V AC	24 V AC	12 V DC	24 V DC
<b>Resistencia / Resistance Ω</b>	8,5	20	40	150	60	150
<b>Consumo / Consumption AC / mA</b>	6 V / 600	12 V / 500	12 V / 250	24 V / 130		
<b>Consumo / Consumption DC / mA</b>	6 V / 700	12 V / 600	12 V / 300	24 V / 160	12 V / 200	24 V / 160
<b>Consumo / Consumption AC / mA</b>	12 V / 1200	24 V / 1000	24 V / 510	48 V / 270		
<b>Consumo / Consumption DC / mA</b>	12 V / 1400	24 V / 1100	24 V / 600	48 V / 320		
<b>Precarga / Preload AC / N</b>	90	90	90	90		
<b>Precarga / Preload DC / N</b>	10	10	10	10	10	10
<b>Tolerancia / Range</b>	+/-10%					

### Normativas / Norms

Compatibilidad electromagnética / Electromagnetic compatibility	Directiva 2014/ 30 / UE									
RAEE	RII AEE 6783									
Directiva de baja tensión / Low voltage directive	Directiva 2014/ 35 / UE									
Sustancias peligrosas / Hazardous substances	Directiva 2011/ 65 / UE									
Resistencia a la corrosión / Corrosion resistance	UNE-EN-1670									
Herrajes edificación / Building hardware	UNE-EN-14846:2010 / UNE-EN-12209: 2009									
DOP. Clasificación / Classification	Normal / Fail Secure	3	X	2	0	0	L	0	0	0
	Inverso / Fail Safe	3	X	2	0	0	L	0	0	1